



WallStreetMojo

RATIO ANALYSIS

Course Curriculum



Modules

Total Modules: 33

Duration: 5+ Hours

1. Fundamental concepts and principles of Ratio Analysis
2. Analysis of Company Performance
3. Calculation and Interpretation of various financial ratios
4. Master the art of making informed decisions in Real-world Scenarios
5. Enhance your Analytical Skills

***This course includes chapter-wise MCQs & a Final Assessment**





Introduction

Decode the secrets of a company's financial statements with our "Best Ratio Analysis Course," which explores the different financial ratios and what they say about a company's financial health. Learn about the basic types of financial statement analysis, the application of these ratios, and profitability. Also, delve deep into acquiring skills to analyze a company's future growth prospects. With our Ratio Analysis training guide, receive a simplified step-by-step guide on making informed financial decisions.

If you want to determine whether a company is profitable, this course provides high-quality content to enhance your finance knowledge!

Additionally, purchasing the course grants you 1-year unlimited access to revisit modules as needed. Enroll today to begin mastering Excel and advance in your career!

[CLICK HERE](#) 

Course Highlights

- ✔ Unlimited one-year course access
- ✔ Pre-recorded modules for practical learning
- ✔ Promotional discounts available
- ✔ Real-world examples and case studies
- ✔ Guaranteed certification on completion
- ✔ Assists in career growth

Learning Format

We offer online self-paced learning content to accommodate flexible learning schedules.





Prerequisites

Learning how to analyze the financial performance and health of a company with fundamental analysis training can be a great experience especially if individuals have basic knowledge in financial terms and a stable and secure internet connection. Moreover, having familiarity with Excel spreadsheets and its tools can be extremely beneficial. Nonetheless, your ability to read company reports and statements makes this course an excellent choice for further knowledge enhancement.


 A stable internet connection


 Access to MS Excel

 Familiarity with basic financial terms

 Laptop, desktop, tablet, or other device

Who Should Attend

 Professionals and students aiming to develop careers in the finance industry.

 Learners and professionals from the field of corporate finance, private equity, and merger and acquisition professionals, CA, FRM, MBA Finance, CFA program candidate

 Self-employed financial professionals

 People with basic to an intermediate scale of working in MS Excel

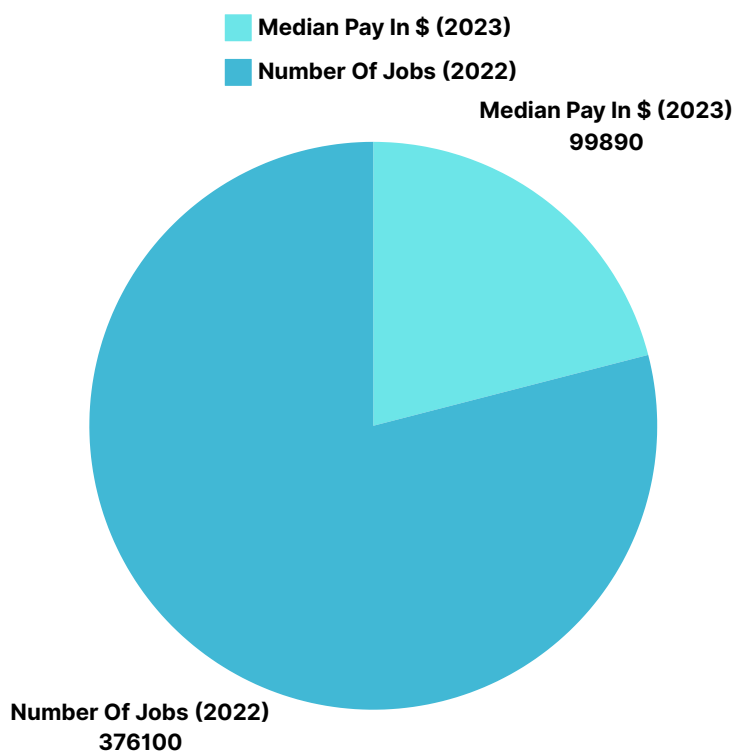
What You Will Learn

Sharpen your existing skill set and financial knowledge with our ratio analysis online course, which involves calculating ratios used for interpreting organization's profitability, solvency, and liquidity. Learn different Excel tricks and tips to perform financial statement analysis quickly. Also, develop analytical and presentation skills, which further help in communicating the firm's operational efficiency to the stakeholders. Lastly, with a strategic thinking mindset make informed investment decisions on vital projects.

Acquired Skills

- Company modeling and correlating financial statements
- Accounting and Forecasting skills
- Analytical and risk management skills
- Financial statement analysis
- Observation and presentation skills
- Data analysis

Job Market Analysis



Popular Across Industries



Popular Profiles



Certification

Upon successful completion of the modules and exercises and clearing the final assessment, you will receive a certificate from WallStreetMojo. It evidences your sufficient knowledge of the subject matter of "Ratio Analysis." Also, you will gain unlimited access to the course content, Excel templates, and related resources with 1-year validity.

For course-related inquiries, email us at support@wallstreetmojo.com.



ENROLL NOW



Course Curriculum

In this Ratio Analysis Course, delve into a step-by-step approach to performing financial statement analysis with the help of the Colgate case study. Explore the different ratios depicting profitability, liquidity, efficiency, and solvency of a firm. Also, gain insights into leverage ratios, gross profit margin, net income margin, and turnover ratio as well. Through this financial ratio analysis course, learn more about calculating return on assets, return on equity, owner's equity and Dupont ROE.

- 👉 Fundamental concepts and principles of Ratio Analysis
- 👉 Master the art of making informed decisions in Real-world Scenarios
- 👉 Analysis of Company Performance
- 👉 Enhance your Analytical Skills
- 👉 Calculation and Interpretation of various financial ratios

Who We Are

WallStreetMojo® is the number one educational resource for finance and accounting. We are dedicated to giving our readers the very best of resources and online courses on Investment Banking, Financial Modeling, Private Equity, Venture Capital, Accounting, and Excel, with a strong focus on theory, application, and career prospects.

Contact Us

For course-related queries, connect with us at support@wallstreetmojo.com.