


FREE EXCEL COURSE BUNDLE

Course Curriculum






Modules

Total Modules: 03

Duration: 1+ Hour

1. Excel Introduction
2. Arrays
3. Charts

***This course includes chapter-wise MCQs & a Final Assessment**



Introduction

This one-hour Excel course focuses on learning charts, arrays and data visualization, along with essential Excel functions. WallStreetMojo presents a free Excel online course with an online certification that will attract more and more attention to your profile. It is a self-paced course with a 15-day access period.

This will further help you gain a competitive edge over other applicants in the job market. Upon completion, you'll receive an online certificate from WallStreetMojo to enhance your professional profile. Additionally, purchasing the course grants you 1-year unlimited access to revisit modules as needed. Enroll today to begin mastering Excel and advance in your career!

[CLICK HERE](#) 

Course Highlights

- ✔ Unlimited one-year course access
- ✔ Pre-recorded modules for practical learning
- ✔ Real-world examples and case studies
- ✔ Guaranteed certification upon completion
- ✔ Quick Query Resolution


Learning Format

We offer online self-paced learning content to accommodate flexible learning schedules.

Prerequisites


Our Excel free course bundle is designed to be accessible and understandable to all without limiting your learning experience based on prerequisites or eligibility criteria. This free Excel training course program is can be a valuable addition to your professional profile, equipping you with the practical skills to handle advanced courses and perform in-depth data analysis. Join us, regardless of your qualifications, and emerge with enhanced knowledge and professional skills to effectively manage data and reports, boosting your career prospects.

 A stable internet connection

 Laptop, desktop, tablet, or other device

 Access to MS Excel

Who Should Attend

 Professionals and students aiming to enhance Excel skills for better job prospects and productivity.

 Individuals seeking to improve data analysis and reporting capabilities.

 Beginners with little or no experience in Excel.

 Existing Excel users looking to fill knowledge gaps or learn advanced features.

What You Will Learn

With our free Excel online course bundle, which is basically a concise one-hour video tutorial, you will learn to deal with complicated data forms and samples by applying charts and array functions to bifurcate them and turn them into valuable insights. But there's more; we will start by exploring essential Excel functions, slowly moving forward to data entry, formatting, spreadsheet navigation and math calculations. Our motive with this course is to make you well versed in advanced data manipulation, array formula inputs and the art of charts, graphical representations, and data visualization from bar charts to scatter plots.

Acquired Skills

💡 Basic Data Entry and Formatting

💡 Working with Charts

💡 Working with Arrays

Job Market Analysis



60-80% of office works in finance sector are based on MS Excel

Popular in Industries



Popular Profiles




Certification

This short yet comprehensive free Excel course bundle will reward you with an online certification. It validates your skills and knowledge in terms of expertise. We encourage you to learn Excel free online to enhance your skills and take home a worthy free Excel certification.

For course-related inquiries, contact us at support@wallstreetmojo.com.

ENROLL NOW





Course Curriculum

WallStreetMojo brings you a free Excel training course that is tailor-made to focus on the application of arrays and charts primarily. This course is a worthy learning tool for effective data management. In this course, you will learn data visualization, formatting, cell entry, advanced data manipulation and visualization by enhancing your Excel skills and learning to build charts to create better reports with valuable data insights and effective data representation.

 Excel Introduction

 Charts

 Arrays

Who We Are

WallStreetMojo® is the number one educational resource for finance and accounting. We are dedicated to giving our readers the very best of resources and online courses on investment banking, financial modeling, private equity, venture capital, accounting, and Excel, with a strong focus on theory, application, and career prospects.

Contact Us

For course-related queries, connect with us at support@wallstreetmojo.com.