



FINANCIAL MODELING COURSE

Course Curriculum



Modules

Total Modules: 16

Duration: 13+ Hours

1. McDonald's Step by Step Financial Modeling from Scratch
2. 3 Statements Forecast (Income Statement, Balance Sheet & Cash Flows)
3. Revenue Forecasts
4. Costs Forecasts
5. Working Capital Forecasts
6. Depreciation & Amortization Forecast
7. Shareholders Equity Forecast
8. Debt Forecasts
9. Financial Statement Analysis
10. Sensitivity Analysis
11. Circular References
12. Forecasting
13. Scenario Analysis

***This course includes chapter-wise MCQs & a Final Assessment**



Introduction

Unlock the power of company forecasts with our "Financial Modeling Course," focusing on the three-statement analysis of income statement, balance sheet, and cash flow statement. Delve into the basics, learn Financial Modeling from scratch, and equip yourself with the required skill set. Additionally, enhance your ability to forecast the company's growth prospects with this Financial Modeling training course.

If you are planning to become a financial analyst or equity analyst, this course provides high-quality content for your aspirations in this field! Upon completion, you'll receive an online certificate from WallStreetMojo to enhance your professional profile. Enroll today to begin mastering Excel and advance in your career!

[CLICK HERE](#) 

Course Highlights

- ✔ Unlimited one-year course access
- ✔ Pre-recorded modules for practical learning
- ✔ Promotional discounts available
- ✔ Real-world examples and case studies like McDonald's
- ✔ Guaranteed certification on completion
- ✔ Assists in career growth

Learning Format


We offer online self-paced learning content to accommodate flexible learning schedules.




Prerequisites

This Financial Modeling course has a few prerequisites, which you must be aware of before enrolling. It is essential to have basic knowledge regarding financial terms along with a stable and secure internet connection. Moreover, having access to Excel spreadsheets and its tools is equally important, too. Besides these, you would also require access to company reports and financial statements of current as well as previous years.


 A stable internet connection


 Knowledge of financial terms & concepts

 Access to MS Excel

 Laptop, desktop, tablet, or other device

Who Should Attend

 Professionals and students aiming to develop careers in the finance industry.

 Corporate finance Private equity and merger and acquisition professional, CA, FRM, MBA Finance, CFA program candidate

 Self-employed financial professionals

 People with basic to intermediate scale of working in MS Excel

What You Will Learn

Boost your ongoing skill set and financial knowledge with our Financial Modeling certification course, which involves outlining organizational revenue and expenses and forecasting the company's performance. Learn different Excel tricks and tips to perform Financial Modeling in a quick span. Also, gain analytical and presentation skills, which further help in communicating the details to the stakeholders. Lastly, with a strategic thinking mindset, make informed investment decisions on vital projects.

Acquired Skills

- Company modeling and correlating financial statements
- Accounting and Forecasting skills
- Circular References
- Financial statement analysis
- Sensitivity analysis
- Data analysis

Job Market Analysis

Financial Modeling Analyst Salary

\$65,000-\$85,000
(entry-level)

Financial Modeling Analyst Salary

\$150,000+
(VPs and directors)

Popular Across Industries



Popular Profiles



Certification

After your successful completion of all exercises and once you clear the final assessment, you will receive a certificate of completion. It demonstrates your sufficient knowledge of the concepts covered in the “Financial Modeling course.”

For course-related inquiries, email us at support@wallstreetmojo.com.

ENROLL NOW





Course Curriculum

Throughout the Financial Modeling classes online, delve into a step-by-step approach to performing Financial Modeling in Excel. Learn about the three vital financial statements and how to forecast each line item under it. Moreover, gain insights into financial items, assets, depreciation and amortization, liabilities and statement analysis. With this Financial Modeling training online course, learn about conducting sensitivity analysis, assisting risks with long-term debt and cash flow projections, and linkage of financial statements across spreadsheets.

- ← McDonald's Step by Step Financial Modeling from Scratch
- ← 3 Statements Forecast (Income Statement, Balance Sheet & Cash Flows)
- ← Revenue Forecasts
- ← Costs Forecasts
- ← Working Capital Forecasts
- ← Depreciation & Amortization Forecasts
- ← Shareholders Equity Forecasts
- ← Debt Forecasts
- ← Financial Statement Analysis
- ← Sensitivity references
- ← Circular Analysis
- ← Forecasting
- ← Scenario Analysis

Who We Are

WallStreetMojo® is the number one educational resource for finance and accounting. We are dedicated to giving our readers the very best of resources and online courses on Investment Banking, Financial Modeling, Private Equity, Venture Capital, Accounting, and Excel, with a strong focus on theory, application, and career prospects.

Contact Us

For course-related queries, connect with us at support@wallstreetmojo.com.