

FINANCIAL ANALYST FAST TRACK PROGRAM

Course Curriculum



Modules

Total Modules: 8

Duration: 60+ Hours

1. Excel for Finance
2. Basic Accounting
3. Accounting for Financial Analysts
4. Ratio Analysis
5. Financial Modeling
6. DCF Modeling
7. Trading Comp Valuation
8. Mergers and Acquisitions Modeling

***This course includes chapter-wise MCQs & a Final Assessment**

Introduction

Achieve your financial aspirations of becoming a financial analyst with our best Financial Analyst Fast Track Program. Master the efficacy of accounting and Excel skills to fuel investment-related decisions and boost your career development as well. Also, delve into the core forecasting and financial modeling methods to unveil insights into the company's financials.

Additionally, through this Financial Analyst Fast Track Program, you will learn to value investments and interpret their true worth through DCF modeling and other valuation methods. Tune in to your dream of becoming a financial analyst with our Financial Analysis Certification Bundle Course. Enroll now and grab this opportunity to get access to learn high-quality high-quality content with us in our Financial Analyst Fast Track Course bundle !

[CLICK HERE](#) 

Course Highlights

- ✔ Unlimited one-year course access
- ✔ Pre-recorded modules for practical learning
- ✔ Promotional discounts available
- ✔ Real-world examples and case studies like McDonald's
- ✔ Guaranteed certification on completion
- ✔ Assists in career growth

Learning Format





We offer online self-paced learning content to accommodate flexible learning schedules.

Prerequisites

You need to meet the Financial Analyst Fast Track Program certification requirements to get started with the program. Having a basic knowledge of financial terms and concepts is a prime requirement for this financial analyst course bundle. Plus, having a similar familiarity with Excel spreadsheets and its tools is also essential. Besides, other notable requirements include a stable and secure internet connection and access to Excel. Also, you should have the ability to read company reports and statements to get the best out of this program.

-  A stable internet connection
-  Laptop, desktop, tablet, or other device
-  Access to MS Excel
-  Familiarity with financial terms, ratios, company statements, etc.

Who Should Attend

-  Professionals and students aiming to develop career in finance industry.
-  Corporate finance Private equity and merger and acquisition professional, CA, FRM, MBA finance, CFA programme candidate
-  Self-employed, financial professionals
-  People with basic to intermediate scale of working in MS Excel

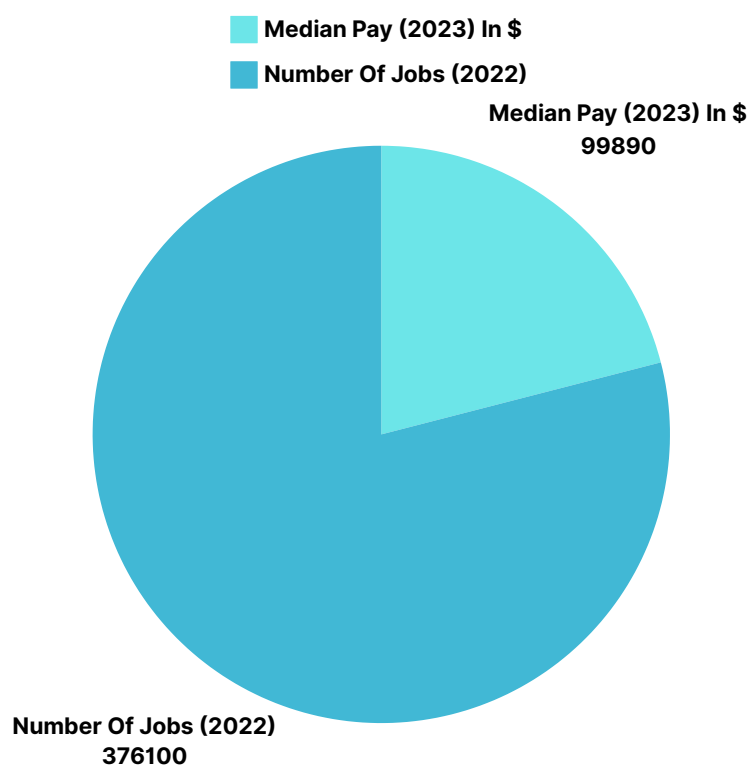
What You Will Learn

Polish your analytical skills and finance knowledge with our Financial Analyst Fast Track Program, which dissects the vital financial and Excel concepts utilized by financial analysts. Master the different Excel tricks and tips to present them on a spreadsheet as well. Learn the purpose of modeling, valuation, and trading comps in business and its significance to financial analysts as well. Also, gain analytical and presentation skills, which further help analyze the results and communicate the same to the stakeholders. Lastly, this course will help you develop strategic thinking and an observational mindset, which will help you make informed investment decisions on vital proposals.

Acquired Skills

- Company modeling and correlating financial statements
- Accounting and Forecasting skills
- Circular References
- Financial statement analysis
- Sensitivity analysis
- Data analysis

Job Market Analysis



Popular Across Industries



Popular Profiles



Certification

After you successfully complete all exercises and once you pass the final assessment, you will receive a certificate of completion. It demonstrates your sufficient knowledge of the concepts covered in the “Financial Analyst Fast Track course.”

For course-related inquiries, contact us at support@wallstreetmojo.com.



ENROLL NOW

Course Curriculum

Dive into different modules that explain the concepts of basic accounting and principles used by financial analysts in their job roles. Through the program, you will likewise learn to analyze financial statements in Excel from scratch with different shortcuts and advanced formulas. With the case studies explained, explore the three vital financial statements and how to forecast each line item under it using financial modeling and valuation tactics. Also, you will be able to gain insights into financial items, assets, depreciation and amortization, liabilities, and financial ratios as well

👉 Excel for Finance

👉 Basic Accounting

👉 Accounting for Financial Analysts

👉 Ratio Analysis

👉 Financial Modeling

👉 DCF Modeling

👉 Trading Comp Valuation

👉 Mergers and Acquisitions Modeling

Who We Are

WallStreetMojo® is the number one educational resource for finance and accounting. We are dedicated to giving our readers the very best of resources and online courses on Investment Banking, Financial Modeling, Private Equity, Venture Capital, Accounting, and Excel, with a strong focus on theory, application, and career prospects.

Contact Us

For course-related queries, connect with us at support@wallstreetmojo.com.