



EXCEL

ALL IN ONE BUNDLE

Course Curriculum



Modules

Total Modules: 133

Duration: 50+ Hours

Basic Excel

1. Microsoft Excel Fundamentals
2. Entering and Formatting Text, Numbers and Date
3. Working with Basic Excel Functions
4. Working With Basic Charts
5. Inserting Images and Shapes into Excel Sheet
6. Sorting Data in Excel
7. Auto Filter
8. Printing an Excel Worksheet

Advanced Excel

1. Basic Excel functions
2. Cell Referencing and Named Ranges
3. Working with Text-Based functions
4. Working with Math functions
5. Working with Dates
6. Working with Conditional function
7. LOOKUP Functions
8. Data validation
9. Working with Filter and Advanced Filters
10. Advance formatting
11. Conditional formatting
12. Working with Pivot Tables

***This course includes chapter-wise MCQs & a Final Assessment**

13. What if Analysis?

14. Protecting Excel worksheet and workbooks

Basics of Power Query

1. Basics of Power Query – Introduction
2. Extract, Transform, and Load
3. Data Cleansing, Connect To Data Sources
4. Combining Files
5. Date and Time Techniques
6. Power Query Commands

Basic Excel VBA

1. Introduction to Microsoft Excel VBA
2. Variables and Data Types in VBA
3. Working with Ranges and Cells in VBA
4. Working with Worksheets and -Workbooks in VBA
5. Control Structures in VBA
6. Conditional Statements: IF & CASE Statements
7. Loops in VBA
8. Data Manipulation in VBA: Sorting, Filtering, and Formatting
9. Functions in VBA

 ***This course includes chapter-wise MCQs & a Final Assessment**

1. Project: Building a VBA-based Excel Application in Finance Part -1
2. Project: Building a VBA-based Excel Application in Finance Part -2

Basics of Power Pivot

1. Understanding Power Pivot
2. Importing Data into Power Pivot
3. Creating the Data Model
4. Using Data Analysis Expressions (DAX)
5. Using Calculations in Power Pivot
6. Conditional Measures and Iterator Functions
7. Working with DAX Formulas

Basic Power BI

1. Introduction to Power BI
2. Creating Reports in Power BI Desktop
3. Graphs & Visualizations
4. Interactive Dashboards
5. DAX formulas
6. DAX Measures
7. Creating and Managing Relationships in Power BI
8. Power BI Query Editor
9. Analyze Data with Excel

VBA Arrays, Collections And Error Handling Techniques

1. Working with Arrays
2. Working with Multidimensional Arrays
3. Working with Dynamic Arrays
4. Array Functions and Techniques

 ***This course includes chapter-wise MCQs & a Final Assessment**

5. Working with Collections
6. Using Dictionary Objects
7. Error Handling Basics
8. Understanding VBA Errors
9. On Error Statement
10. Error Handling Techniques
11. Debugging Fundamentals
12. Advanced Debugging Techniques

Excel Events Automation Using Advanced VBA Functions

1. Workbook Events
2. Worksheet Events
3. Application Events
4. Handling Events with VBA Code
5. Disabling and Enabling Events
6. User Forms and Input Validation
7. Designing User Forms – With Code
8. Adding Controls to User Forms
9. Working with User Form Events
10. Interacting with User Forms
11. Validating User Input
12. Creating Custom Functions and Formulas
13. Automating Tasks with Macros

 ***This course includes chapter-wise MCQs & a Final Assessment**

Introduction

This one-hour Excel course focuses on learning charts, arrays and data visualization, along with essential Excel functions. WallStreetMojo presents a free Excel online course with an online certification that will attract more and more attention to your profile. It is a self-paced course with a 15-day access period. Enroll today in this Excel free online course to enhance your data analysis skills and improve your work and data management techniques. This will further help you gain a competitive edge over other applicants in the job market.

WallStreetMojo has designed this Bundle Excel training course to empower you with comprehensive knowledge and techniques, enabling you to effortlessly navigate complex data and generate reports. Upon completion, you'll receive an online certificate from WallStreetMojo to enhance your professional profile. Additionally, purchasing the course grants you 1-year unlimited access to revisit modules as needed. Enroll today to begin mastering Excel and advance in your career!

[CLICK HERE](#) 

Course Highlights

- ✔ Unlimited one-year course access
- ✔ Pre-recorded modules for practical learning
- ✔ Promotional discounts available
- ✔ Real-world examples and case studies
- ✔ Guaranteed certification on completion
- ✔ Assists in career growth
- ✔ Downloadable Excel templates


Learning Format

We offer online self-paced learning content to accommodate flexible learning schedules.

Prerequisites


Our Excel free course bundle is designed to be accessible and understandable to all without limiting your learning experience based on prerequisites or eligibility criteria. This free Excel training course program is can be a valuable addition to your professional profile, equipping you with the practical skills to handle advanced courses and perform in-depth data analysis. Join us, regardless of your qualifications, and emerge with enhanced knowledge and professional skills to effectively manage data and reports, boosting your career prospects.

 A stable internet connection


 Laptop, desktop, tablet, or other device

 Access to MS Excel

Who Should Attend

 Professionals and students aiming to enhance Excel skills for better job prospects and productivity.

 Individuals seeking to improve data analysis and reporting capabilities.

 Beginners with little or no experience in Excel.

 Existing Excel users looking to fill knowledge gaps or learn advanced features.

What You Will Learn

We have yet again proved that learning new skills has no bounds. With our free Excel online course bundle, which is basically a concise one-hour video tutorial, you will learn to deal with complicated data forms and samples by applying charts and array functions to bifurcate them and turn them into valuable insights. But there's more; we will start by exploring essential Excel functions, slowly moving forward to data entry, formatting, spreadsheet navigation, math calculations, and more.

Acquired Skills

💡 Basic & Advanced Excel

💡 Power Pivot

💡 Power Query

💡 VBA

💡 Macros

💡 Power BI

Job Market Analysis



60-80% of office works in finance sector are based on MS Excel

Popular in Industries



Finance



IT



Investment
Banks



Insurance

Popular Profiles



Accountant



Financial
Analyst



Investment
Banker



Auditor

Certification

This short yet comprehensive free Excel course bundle will reward you with an online certification. Beginners to seasoned professionals can only earn this valuable certificate by fully completing the course which will go on to add value and merit to your profiles. It validates your skills and knowledge in terms of expertise.

For course-related inquiries, contact us at support@wallstreetmojo.com.

ENROLL NOW



Course Curriculum

WallStreetMojo brings you a free Excel training course that is tailor-made to focus on the application of arrays and charts primarily. This course is a worthy learning tool for effective data management. In this course, you will learn data visualization, formatting, cell entry, advanced data manipulation and visualization by enhancing your Excel skills and learning to build charts to create better reports with valuable data insights and effective data representation.

- ➔ Basic Excel
- ➔ Advanced Excel Functions
- ➔ Excel Macros
- ➔ Basics of Power Query
- ➔ basics of VBA
- ➔ Basics of Power Pivot
- ➔ Basic Power BI
- ➔ VBA Arrays, Collections And Error Handling Techniques
- ➔ Excel Events Automation Using Advanced VBA Functions

Who We Are

WallStreetMojo® is the number one educational resource for finance and accounting. We are dedicated to giving our readers the very best of resources and online courses on investment banking, financial modeling, private equity, venture capital, accounting, and Excel, with a strong focus on theory, application, and career prospects.

Contact Us

For course-related queries, connect with us at support@wallstreetmojo.com.