

DATA ANALYSIS & PRESENTATION IN EXCEL

Course Curriculum





Modules

Total Modules: 05

Duration: 2+ Hours

1. Advanced Filter
2. Custom Formatting
3. Conditional Formatting
4. Data Validation
5. What-If Analysis



***This course includes chapter-wise MCQs & a Final Assessment**



Introduction

Explore the magic of data analysis in Excel with our data analysis certification training program. Enroll in our course, which offers an extensive curriculum and explanations on a wide range of topics and core analysis concepts. After this data analysis course, you will be equipped with crucial knowledge of Excel functions, formulas, filters, and formatting features. In this course, we cover concepts of data analysis along with downloadable study material; you will earn an online certificate, and the content will have lots of important real-world examples, case studies, and exercises with on-point referencing.

You will no longer require any other online or offline data analysis classes after the completion of this program. Hurry, claim your online certification, and shine among your peers. Additionally, purchasing the course grants you 1-year unlimited access to revisit modules as needed. Enroll today to begin mastering Excel and advance in your career!

[CLICK HERE](#) 

Course Highlights

- ✔ Unlimited one-year course access
- ✔ Pre-recorded videos
- ✔ Guaranteed certification upon completion
- ✔ Real-world examples and case studies
- ✔ Downloadable Excel Templates


Learning Format

We offer online self-paced learning content to accommodate flexible learning schedules.

Prerequisites

Technically, this course has no data analyst certification requirements. It doesn't matter if you belong to the finance industry or not; you can be a marketing, sales, or data management professional. Someone who is already familiar with Excel functions and is a seasoned professional can learn the concepts better. This course will speak volumes to you and will completely change the way you deal with complex data forms. After completing this basic-level module, you will gain a solid understanding of Excel and take a significant step toward personal and professional growth.

 A stable internet connection

 Laptop, desktop, tablet, or other device


 Access to MS Excel


Who Should Attend

 Data Analysts

 Financial Analysts

 Business Professionals

 Students and Educators

 Anyone looking to harness the full potential of Excel

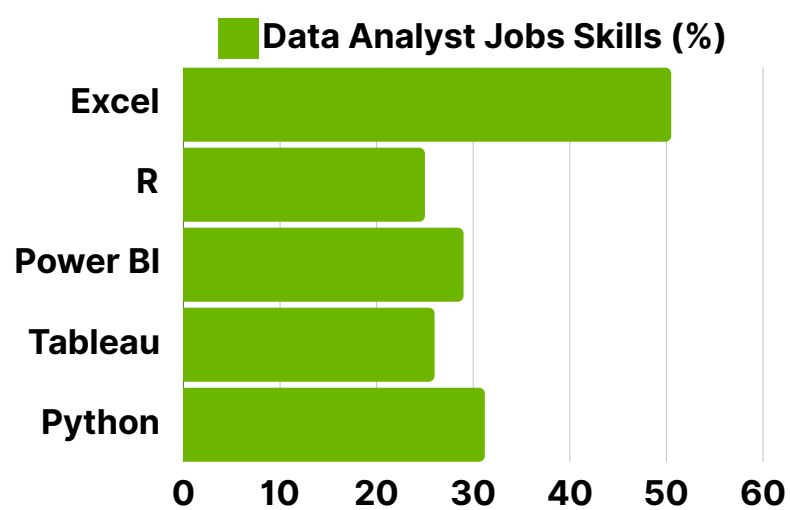
What You Will Learn

This comprehensive data analyst online training structure is your gateway to becoming industry-ready. It will equip you with a series of crucial skills that will help you navigate through large volumes of complex data effortlessly. Covering topics such as data validation, what-if analysis, filters, formatting, and using a variety of functions to lead and own the whole workbook or spreadsheet, this course is a long-term investment in your professional development. With downloadable Excel templates provided by WallStreetMojo, you can practice offline, ensuring you gain practical, hands-on experience.

Acquired Skills

- What-If Analysis
- Sorting data, and using auto filters
- Custom and Conditional Formatting
- Practical learning with Excel templates
- Advanced filters with key Excel functions
- Data validation

Job Market Analysis



Popular In Industries



Popular Profiles



Certification

The online certification awarded upon Data Analysis Course completion adds valuable Excel skills to your portfolio. WallStreetMojo provides this certification to validate your expertise, allowing you to showcase it on LinkedIn or include it in job applications, setting you apart from others.

For course-related questions, please feel free to contact us at support@wallstreetmojo.com.

ENROLL NOW





Course Curriculum

The data analysis training course is an extensive approach to dealing with all the crucial topics and concepts linked to data analysis. It includes advanced filters, what-if analysis, data validation, custom and conditional formatting, along with many data analysis techniques, functions, and features that will equip you with a lifelong expertise in Excel and the way you manage, interpret, and represent data for reporting and data-driven decision-making. Enroll today, and we promise you won't need any other data analysis classes, and MS Excel will never be the same for you. Join the course today.

👉 Advanced Filter

👉 What-If Analysis

👉 Custom Formatting

👉 Conditional Formatting

👉 Data Validation

Who We Are

WallStreetMojo® is the number one educational resource for finance and accounting. We are dedicated to giving our readers the very best of resources and online courses on investment banking, financial modeling, private equity, venture capital, accounting, and Excel, with a strong focus on theory, application, and career prospects.

Contact Us

For course-related queries, connect with us at support@wallstreetmojo.com.