

BASICS OF POWER PIVOT

Course Curriculum





Modules

Total Modules: 07

Duration: 4+ Hours

1. Understanding Power Pivot
2. Importing Data into Power Pivot
3. Creating the Data Model
4. Using Data Analysis Expressions (DAX)
5. Using Calculations in Power Pivot
6. Conditional Measures and Iterator Functions
7. Working with DAX Formulas



***This course includes chapter-wise MCQs & a Final Assessment**

Introduction

Join WallStreetMojo's Power Pivot classes to unravel the fundamentals of power pivot functions with our extensive course with online certification. We will train you to become corporate-ready and capable of taking diverse job roles and profiles with this Power Pivot course by offering key skills and abilities of effective data analysis and Excel functions. From beginners to seasoned professionals, this course has something for everyone.

We can vouch that after you are done with this Power Pivot online course, you will never have to worry about data analysis anymore. Upon completion, you'll receive an online certificate from WallStreetMojo to enhance your professional profile. Additionally, purchasing the course grants you 1-year unlimited access to revisit modules as needed. Enroll today to begin mastering Excel and advance in your career!

[CLICK HERE](#)



Course Highlights

- ✔ Unlimited one-year course access
- ✔ Pre-recorded modules for practical learning
- ✔ Promotional discounts available
- ✔ Real-world examples and case studies
- ✔ Guaranteed certification on completion
- ✔ Assists in career growth

Learning Format

We offer online self-paced learning content to accommodate flexible learning schedules.




Prerequisites


Yes, every time we design a course, we make sure we have something for everyone. With this mindset, we can safely say that the only prerequisites you need to have are accessing devices such as laptops or computers with a stable internet connection to take the course anytime from anywhere. Suppose you have a basic understanding of MS Excel operations and have completed a series of other free Excel basic courses that we offer.


 A stable internet connection

 Access to VBA and MS Excel

 Laptop, desktop, tablet, or any other device

Who Should Attend

 Professionals and students aiming to enhance Excel skills for better job prospects and productivity.

 Excel Users, IT Professionals, Business Intelligence Professionals seeking to improve data analysis and reporting capabilities.

 Beginners with little or intermediate knowledge in Excel.

 Existing Excel users looking to fill knowledge gaps or learn advanced features.

What You Will Learn

To help you become better at it, ace it and master the software, we brought you this course that will take you one step closer to Excel mastery and wisdom. We understand how difficult it becomes to deal with large volumes of complex data sets and to make sense of them, let alone insights, comparisons and visualizations. In this Power Pivot training model, you will learn to apply DAX formulas and create data models, data importing, conditional measures and data analysis expressions. Join now.

Acquired Skills

- Explore Power Pivot and data importing
- Learn to create data models
- Equipping the techniques of data analysis expressions

- Using conditional measures and calculations
- Applying DAX formulas

Job Market Analysis

Global Business Intelligence Market (expected growth) - \$33.3 billion by 2025



Average Power BI Analyst Salary

\$90K - \$139K
per year

Popular in Industries



Popular Profiles



Certification

We would like to extend our appreciation in the form of an online certificate offered to every aspirant who completes the course within the satisfactory guidelines. This certificate will open new career opportunities for you and will definitely highlight your skills, providing a competitive edge to your resume and professional profile.

For course-related inquiries, contact us at support@wallstreetmojo.com.



ENROLL NOW



Course Curriculum

The syllabus of our Power Pivot classes begins with understanding Power Pivot and then has separate sections dedicated to data modeling, importing, data analysis expressions, Power Pivot calculations and working with DAX formulas. The Power Pivot course outline also includes conditional measures and iterator functions as well. We encourage you to take this course and excel in MS Excel skills and applied functions, including formatting, filtering, formulas and other additional features. This paid course will reap many benefits in your professional career. Fill in the course form today.

- 👉 Understanding Power Pivot
- 👉 Using Calculations in Power Pivot
- 👉 Importing Data into Power Pivot
- 👉 Conditional Measures and Iterator Functions
- 👉 Creating the Data Model
- 👉 Working with DAX Formulas
- 👉 Using Data Analysis Expressions (DAX)

Who We Are

WallStreetMojo® is the number one educational resource for finance and accounting. We are dedicated to giving our readers the very best of resources and online courses on investment banking, financial Modeling, private equity, venture capital, accounting, and Excel, with a strong focus on theory, application, and career prospects.

Contact Us

For course-related queries, connect with us at support@wallstreetmojo.com.