

# BASIC TECHNICAL ANALYSIS

Course Curriculum



# Modules

**Total Modules: 6**

**Duration: 2+ Hours**

1. Technical Analysis: Introduction
2. Types of Trading Strategies
3. Charts
4. Price Action
5. Oscillators and Indicators
6. Common Pitfalls & Next Steps

---

**\*This course includes chapter-wise MCQs & a Final Assessment**

## Introduction

Unlock the secrets of predicting stock price movements in advance with our exclusive "Technical Analysis Course." Learn the basics of how to analyze a stock, the interpretation of stock markets, and its significant impact on your portfolio as well. Delve deep into the various technical analysis tools and indicators and tips on when to exit the market with technical analysis classes.

So, if you are unable to turn your portfolio green, this technical analysis training course provides you with high-quality content and fundamentals for winning profitable trades easily! Upon completion, you'll receive an online certificate from WallStreetMojo to enhance your professional profile. Additionally, purchasing the course grants you 1-year unlimited access to revisit modules as needed. Enroll today to begin mastering technical analysis and advance in your career!

[CLICK HERE](#) 

## Course Highlights





- ✔ Unlimited one-year course access
- ✔ Pre-recorded modules for practical learning
- ✔ Promotional discounts available
- ✔ Real-world trading examples and case studies
- ✔ Guaranteed certification on completion
- ✔ Assists in career growth

## Learning Format






We offer online self-paced learning content to accommodate flexible learning schedules.

## Prerequisites

Such courses for technical analysis do have some minor requirements that one should fulfill. Analyzing stock markets with our online course for technical analysis does bring some prerequisites in return. But they are just a few! For example, having basic knowledge of financial markets and owning a stable and secure internet connection is important. Also, having access to the TradingView platform and its tools is essential.

-  A stable internet connection
-  Access to TradingView and MS Excel
-  Knowledge of stock market
-  Laptop, desktop, tablet, or other device

## Who Should Attend

-  Financial Analysts
-  Traders/Investors/Brokers
-  Risk Managers and Portfolio Managers
-  Finance Students and Enthusiasts
-  Beginners with little or no experience in technical analysis.

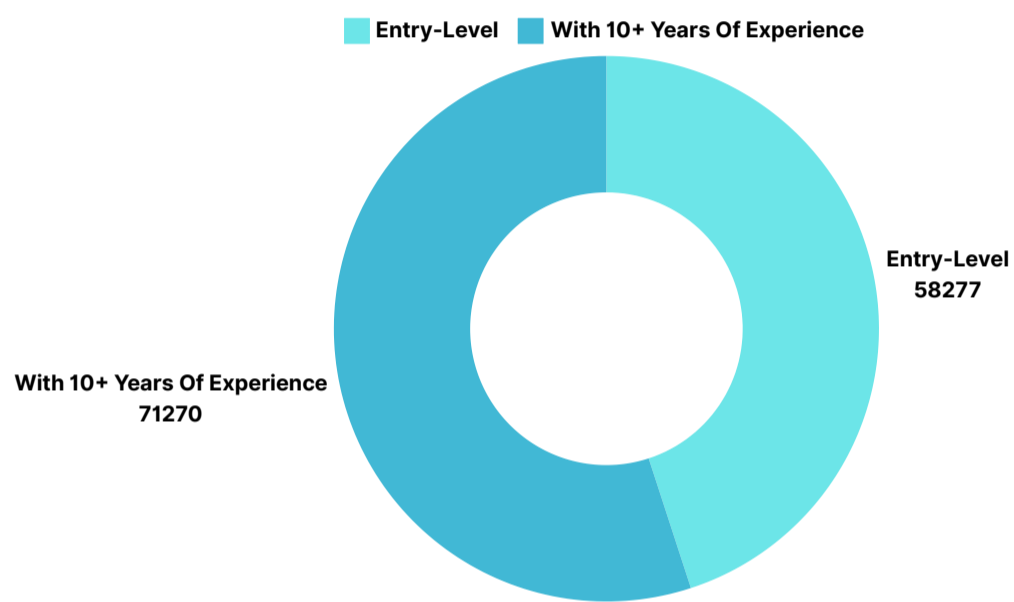
## What You Will Learn

Elevate your existing trading skills and stock market knowledge with our Basic Course on Technical Analysis, which involves reading and understanding stock charts from scratch. Learn the basics of stock markets and interpret the market trends with different indicators easily. Also, gain analytical and research skills, which, in turn, further help in assessing market information and its influence on stock prices. Lastly, with a strategic thinking mindset make informed buy-and-sell decisions in the stock market.

## Acquired Skills

- Charting basics and trend analysis
- Risk management skills
- Portfolio management and optimization
- Reading and interpreting stock charts
- Analytical and research skills
- Proficiency in chart patterns and indicators

## Job Market Analysis



## Popular Across Industries



## Popular Profiles



## Certification

After gaining adequate knowledge from our technical analysis training and passing the final assessment, you will receive a certificate of completion. This evidences your sufficient knowledge of the concepts covered in the “Basic Technical Analysis Course.” You will also gain unlimited access to the course content and related resources with a one-year validity.

For course-related inquiries, contact us at [support@wallstreetmojo.com](mailto:support@wallstreetmojo.com).



**ENROLL NOW**

## Course Curriculum

In this Technical Analysis Online Course, dive into a step-by-step, detailed guide on reading stock charts and interpreting the price movements of stocks as well. Explore the different types of trading strategies on the TradingView platform with the implementation of technical analysis principles. Moreover, gain insights into the different types of tools you can utilize to make trading decisions.

Through this technical analysis course, one can learn about the fundamentals of price action and the application of different candlestick patterns for price predictions. Additionally, with our highly experienced instructors, don't miss this chance to discover underlying tips and the common pitfalls faced by traders in the stock market journey.

👉 Basics of Technical Analysis

👉 Types of Trading Strategies

👉 Charts

👉 Price Action

👉 Oscillators and Indicators

👉 Common Pitfalls & Next Steps

## Who We Are

WallStreetMojo® is the number one educational resource for finance and accounting. We are dedicated to giving our readers the very best of resources and online courses on Investment Banking, Financial Modeling, Private Equity, Venture Capital, Accounting, and Excel, with a strong focus on theory, application, and career prospects.

## Contact Us

For course-related queries, connect with us at [support@wallstreetmojo.com](mailto:support@wallstreetmojo.com).