



BASIC POWER BI

Course Curriculum



www.wallstreetmojo.com

2024 Edition



Modules

Total Modules: 09

Duration: 5+ Hours

1. Introduction to Power BI
2. Creating Reports in Power BI Desktop
3. Graphs & Visualizations
4. Interactive Dashboards
5. DAX Formulas
6. DAX Measures
7. Creating and Managing Relationships in Power BI
8. Power BI Query Editor
9. Analyze Data with Excel

 ***This course includes chapter-wise MCQs & a Final Assessment**



Introduction

Explore the power of data visualization with our basic Power BI course. Learn everything you need to know about the applications and scope of software services, apps and connectors. This basic Power BI training has an immersive curriculum covering all important topics and concepts, including measures, formulas and much more. WallStreetMojo has designed this basic Power BI training for beginners, but we are sure that it will help working professionals as well.

You will come across a wide range of software services, connectors and applications that will illustrate the path of data analysis, report creation, and relationship management with interactive dashboards, insights along with real-world examples, case studies and personal experiences shared by the course instructor himself. Upon completion, you'll receive an online certificate from WallStreetMojo to enhance your professional profile. Additionally, purchasing the course grants you 1-year unlimited access to revisit modules as needed. Enroll today to begin mastering Excel and advance in your career!

[CLICK HERE](#) 

Course Highlights

- ✔ Unlimited one-year course access
- ✔ Pre-recorded modules
- ✔ Downloadable Excel templates
- ✔ Real-world examples and case studies
- ✔ Guaranteed certification upon completion

Learning Format


We offer online self-paced learning content to accommodate flexible learning schedules.



Prerequisites


Everyone is welcome, from business analysts to graduate students, anyone from a working professional to someone looking to advance their data analysis skills. No prerequisites are required—just a stable internet connection and access to MS Excel. The course is taught by an instructor who is an industry expert and holds knowledge that has been compounded through years of experience. At the same time, this Power BI course for beginners comes with downloadable Excel templates for you to practice and keep on learning.


 A stable internet connection

 Laptop, desktop, tablet, or other device

 Access to Power BI and Excel

Who Should Attend

 Professionals and students aiming to learn about Power BI skills for better job prospects and productivity

 Data analysts, business analysts, or individuals seeking to improve data analysis and reporting capabilities

 Beginners with little or no experience in Power BI

What You Will Learn

Experience knowledge and learning skill sets that no other course will offer you on the internet. This Power BI course with certification will not only enlighten you with the fundamentals of data visualization, but also provide key analysis and in-depth knowledge regarding the scope, application, career options and utility of DAX measures, report creation, and formulas coupled with a series of software, apps and connectors. WallStreetMojo guarantees that by the end of this course, you will have a bunch of new and unique skills added to your resume and profile, which will boost your career prospects.

Acquired Skills

- Learn all the DAX measures and formulas
- Power BI query editor
- Data analysis

- Reports creation with graphs and visualizations
- Managing relationships with Power BI

Job Market Analysis



Average Power BI Analyst Salary

\$90K - \$139K
per year

Popular in Industries



Popular Profiles



Certification

You will receive a Power BI fundamentals certification by WallStreetMojo. This online certificate will add value to your resume and make your skillset shine among other candidates enabling you with a competitive edge in the job market. You can use this certificate in interviews and the selection process, making recruiters turn their heads to your profile, among others.

For course-related inquiries, contact us at support@wallstreetmojo.com.



ENROLL NOW



Course Curriculum

The Power BI certification course begins with a formal yet informative introduction of the Power BI, slowly moving ahead towards different chapters and modules that individually deal with certain topics and are dedicated to core fundamentals associated with the mechanism, applications, scope and structure of Power BI. It is a top-notch and best Power BI course available on the internet today, which includes topics such as DAX formulas and measures, query editor, data analysis with Microsoft Excel, report creation, graphs and visualizations.

- 👉 Introduction to Basic Power BI
- 👉 DAX Formulas
- 👉 Creating Reports in Power BI Desktop
- 👉 Creating and Managing Relationships in Power BI
- 👉 Graphs & Visualizations
- 👉 Power BI Query Editor
- 👉 Interactive Dashboards
- 👉 Data Analysis in Excel
- 👉 DAX Measures

Who We Are

WallStreetMojo® is the number one educational resource for finance and accounting. We are dedicated to giving our readers the very best of resources and online courses on Investment Banking, financial modeling, private equity, venture capital, accounting, and Excel, with a strong focus on theory, application, and career prospects.

Contact Us

For course-related queries, connect with us at support@wallstreetmojo.com.