



WallStreetMojo

ADVANCED

TECHNICAL ANALYSIS

Course Curriculum

Technical Analysis



Modules

Total Modules: 12

Duration: 8+ Hours

1. TradingView Walkthrough
2. Review of Basics of Technical Analysis
3. Advanced Technical Analysis Fundamentals
4. Support and Resistance
5. Candlestick Patterns
6. Indicators & Oscillators
7. Price Action Movement
8. Relative Strength Index
9. Fibonacci & Harmonic Patterns
10. Volume Analysis & Market Sentiment
11. Advanced Trading Strategies
12. Futures & Options

***This course includes chapter-wise MCQs & a Final Assessment**

Introduction

Level up your knowledge of basic technical analysis with our Advanced Technical Analysis training course, which equips you with the popular indicators and secrets of equity markets. Delve deeper into the technical analysis fundamentals and different trading strategies used to navigate dynamic financial markets.

Additionally, through this course, you will discover the various market sentiments and how an advanced technical analysis course online can help you trade derivative contracts like futures and options prudently. If you want to keep generating gains even in challenging market scenarios, this technical analyst course can help fulfill your goal as it provides you with the knowledge and skills required to make profitable trades easily!

[CLICK HERE](#)



Course Highlights

- ✓ Unlimited one-year course access
- ✓ Pre-recorded modules for practical learning
- ✓ Promotional discounts available
- ✓ Real-world trading examples and case studies
- ✓ Guaranteed certification on completion
- ✓ Assists in career growth


Learning Format


We offer online self-paced learning content to accommodate flexible learning schedules.

Prerequisites

There are some prerequisites for Advanced Technical Analysis training courses does bring some prerequisites in return. For instance, having basic knowledge of financial markets and owning a stable and secure internet connection is crucial. Also, having access to the TradingView platform and its tools is essential.

 A stable internet connection

 Knowledge of capital markets

 Access to TradingView and MS Excel

 Laptop, desktop, tablet, or other device

Who Should Attend

 Financial Analysts

 Traders/Investors/Brokers

 Risk Managers and Portfolio Managers

 Finance Students and Enthusiasts

 Beginners with little or no experience in technical analysis.

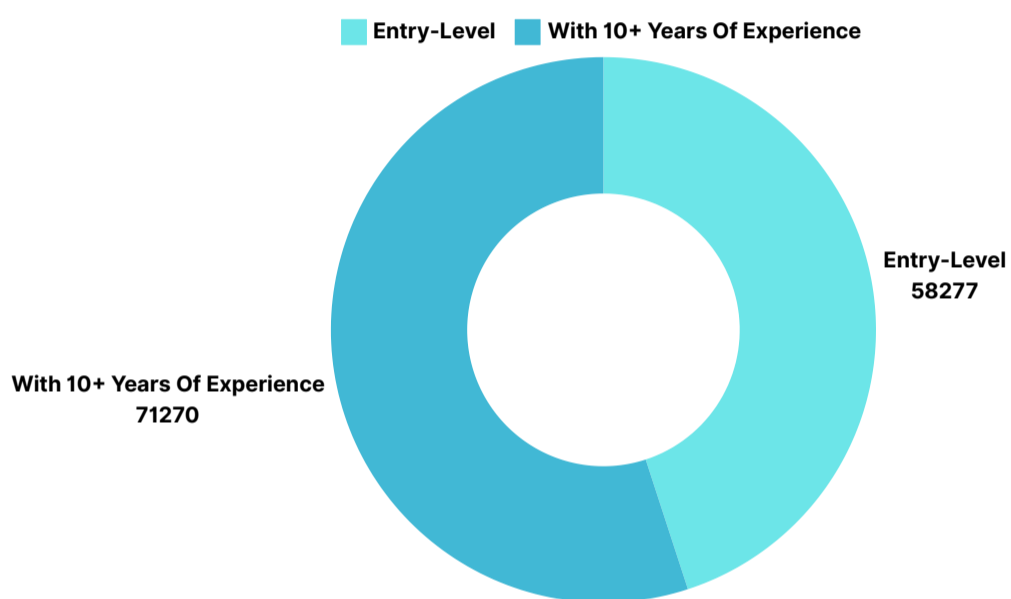
What You Will Learn

Exalt your existing trading skills and stock market knowledge with our Advanced Technical Analysis Course involving an in-depth understanding of stock charts but at an advanced stage. Get a comprehensive overview of securities trading and learn to interpret the market trends using different indicators easily. Also, improve your analytical and research skills, which will further help in assessing the factors in the market that influence stock prices. Lastly, develop a strategic thinking mindset to make informed investment decisions on stocks and existing investments.

Acquired Skills

- Charting basics and trend analysis
- Risk management skills
- Portfolio management and optimization
- Reading and interpreting stock charts
- Analytical and research skills
- Proficiency in chart patterns and indicators

Job Market Analysis



Popular Across Industries



Popular Profiles



Certification

After improving your knowledge of the different chart patterns, candlesticks, and trading strategies with our Advanced Technical Analysis Course online, clear the final assessment and receive a certificate of completion. It evidences your sufficient knowledge of the concepts covered in the Technical Analysis certification course. Also, you will gain unlimited access to the course content and related resources with 1-year validity.



For course-related inquiries, contact us at support@wallstreetmojo.com.

ENROLL NOW

Course Curriculum

In this Advanced Technical Analysis Course, dive into a step-by-step, comprehensive guide on reading stock charts and interpreting the price movements of stocks. Explore the different types of trading strategies on the Tradingview platform with the implementation of technical analysis principles. Also, gain insights into the different candlestick patterns, indicators, chart basics and TradingView tools.

With this Advanced Technical Analysis Course online, learn more about the price action movement and the application of different candlestick patterns, chart patterns, and oscillators in the markets. Additionally, with our experienced instructors, don't miss this chance!

- 👉 TradingView Walkthrough
- 👉 Review of Basics of Technical Analysis
- 👉 Advanced Technical Analysis Fundamentals
- 👉 Support and Resistance
- 👉 Candlestick Patterns
- 👉 Futures & Options
- 👉 Indicators & Oscillators
- 👉 Price Action Movement
- 👉 Relative Strength Index
- 👉 Fibonacci & Harmonic Patterns
- 👉 Volume Analysis & Market Sentiment
- 👉 Advanced Trading Strategies

Who We Are

WallStreetMojo® is the number one educational resource for finance and accounting. We are dedicated to giving our readers the very best of resources and online courses on Investment Banking, Financial Modeling, Private Equity, Venture Capital, Accounting, and Excel, with a strong focus on theory, application, and career prospects.

Contact Us

For course-related queries, connect with us at support@wallstreetmojo.com.